

CXC-HP Software Upgrade to v5.xx (CXC-HP Controller Software v4.20 or Earlier)

Summary

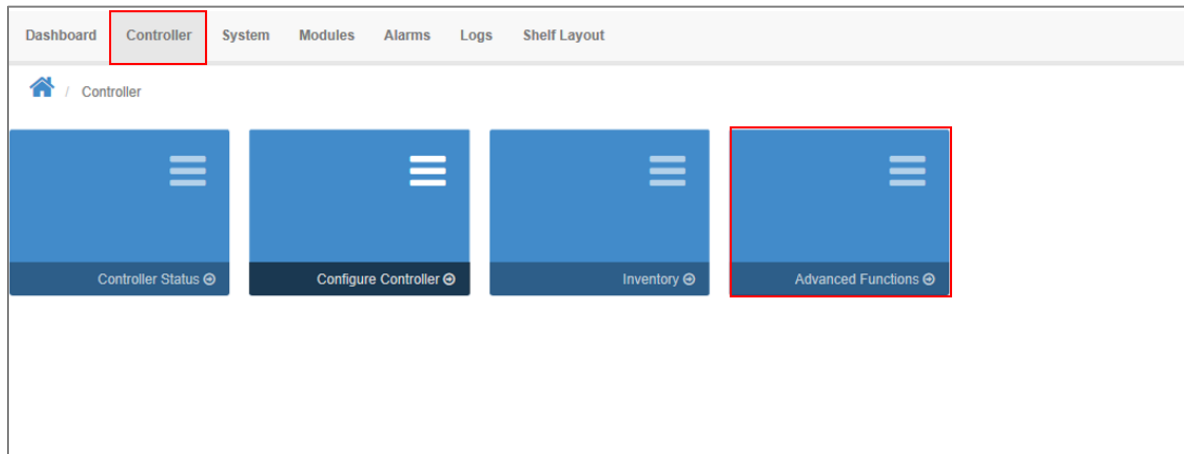
This procedure outlines how to upgrade a CXC-HP controller with software v4.20 or previous, to v5.00 or later (screenshots taken on software version v4.20).

Equipment or Tools Necessary

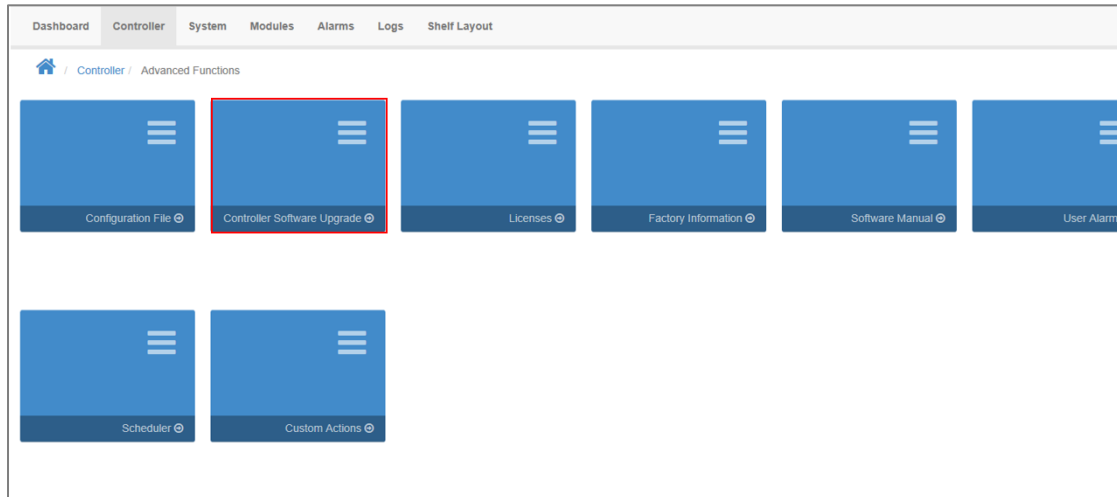
- CXC-HP Software version v4.90
- CXC-HP Software version v5.XX
- Laptop with an Ethernet port and a web browser (such as Internet Explorer (version 9 or higher), Firefox or Google Chrome)
- Ethernet cable (crossover for XP or straight-through for Vista/7/10)

Procedure

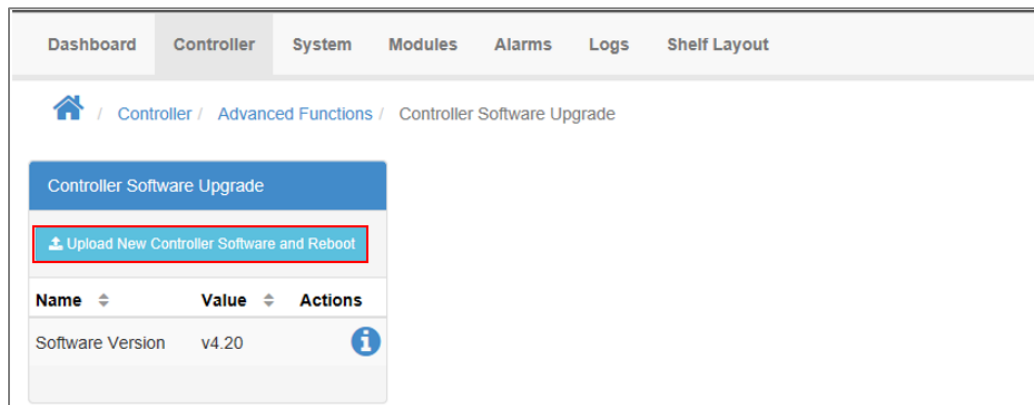
1. Connect to the CXC-HP controller with a laptop using Alpha's *MOP CXC-HP Ethernet Communication Setup Procedure*.
2. Navigate to **Controller/Advanced Functions**.



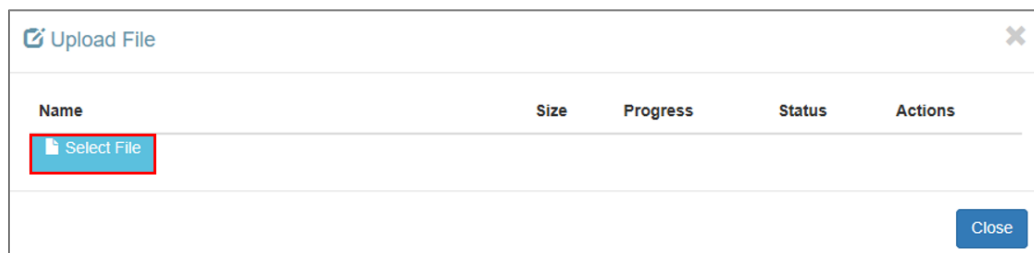
3. Click **Controller Software Upgrade**.



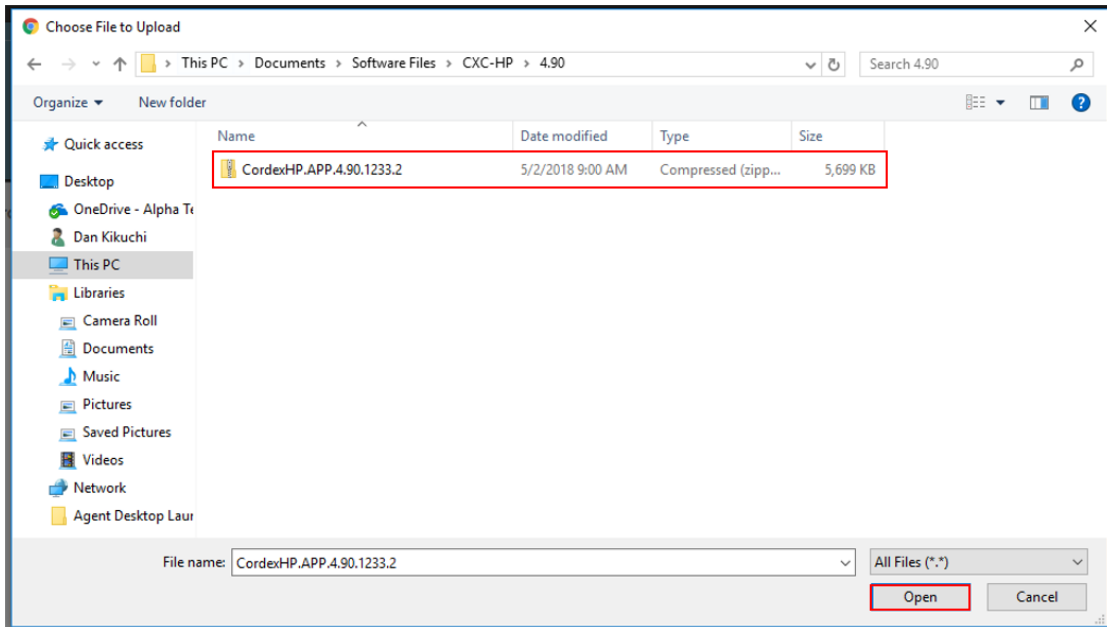
4. Click **Upload New Controller Software and Reboot**. This process does not affect service.



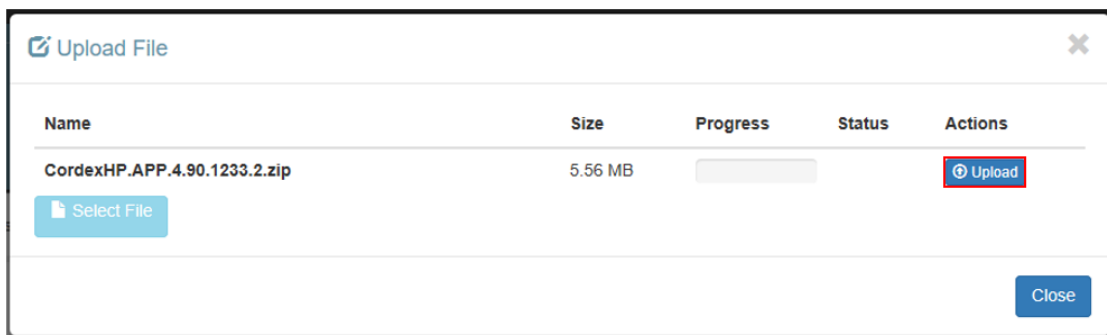
5. Click on **Select File**.



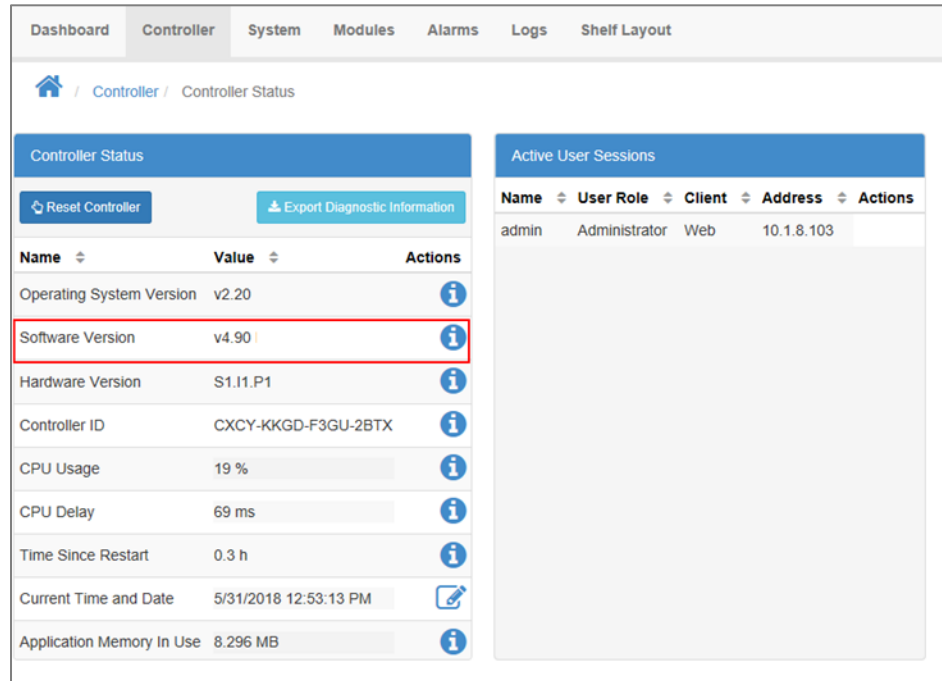
- Go to the directory where the CordexHP 4.90 software is located. This .zip file will not need to be extracted. Select it, and then click **Open**.



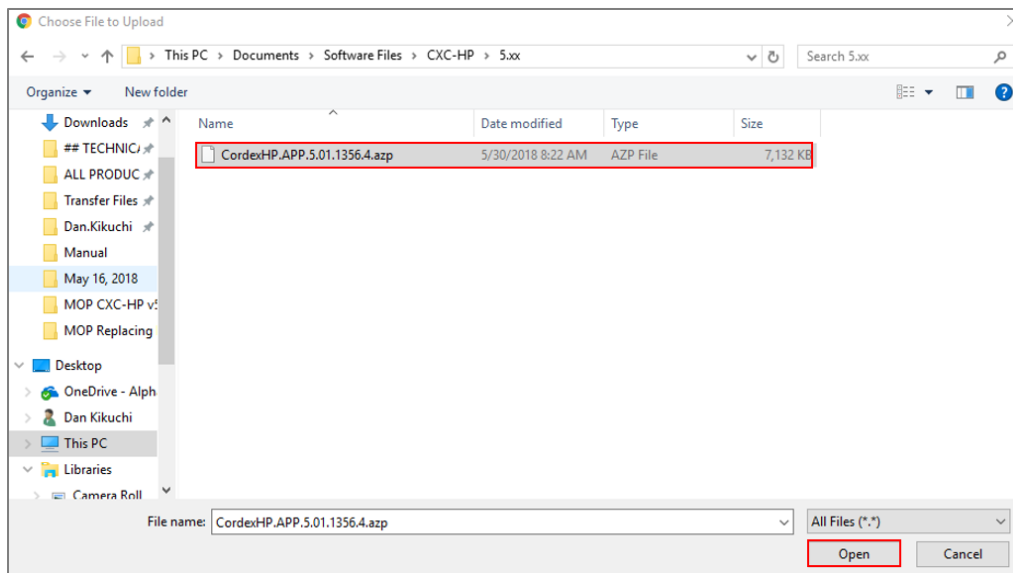
- Click **Upload**. The software uploads and the controller will restart.



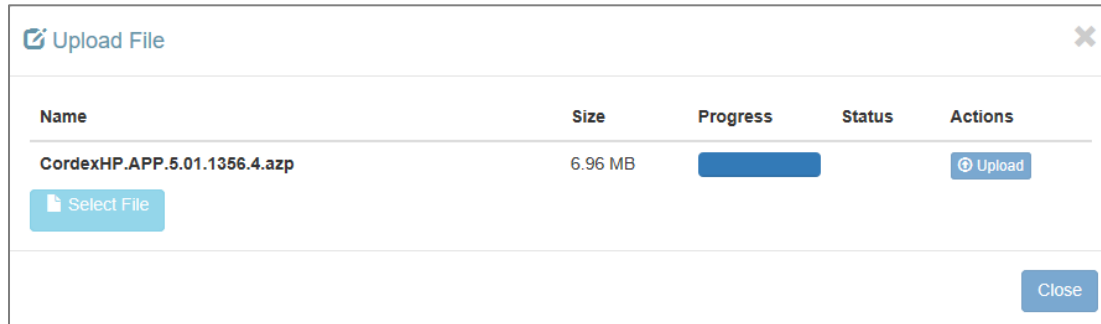
- Under **Controller/Controller Status** verify that the software version is upgraded correctly.



- Similar to steps 3 to 6, upload the Cordex 5.xx file. (The screenshot uses 5.01 for demonstration) Please note that this file will have the extension of .azp rather than .zip.

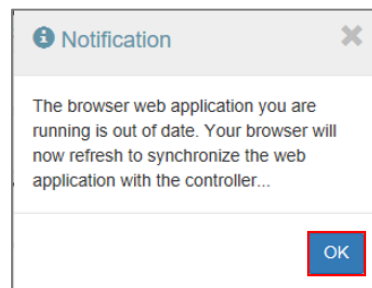


10. Press **Upload**. As in step 7, once uploaded the controller will restart.

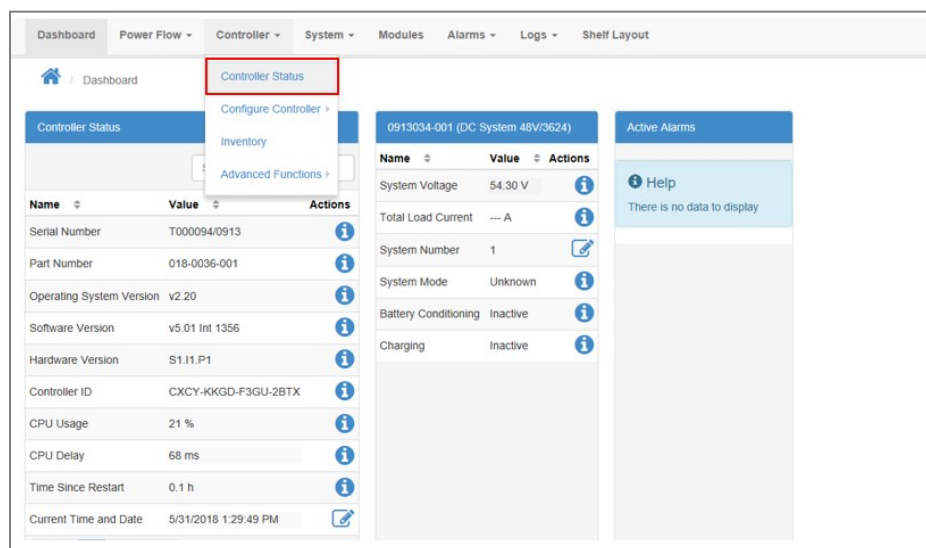


11. After the restart, login with your credentials.

12. A notification may appear prompting to refresh your browser. Press the **OK** button in this case.



13. From the main menu, go to **Controller**, and then click **Controller Status**.



14. Verify that version v5.xx is been installed.

Controller Status

Reset Controller Export Diagnostic Information

Search

Name	Value	Actions
Serial Number	T000094/0913	i
Part Number	018-0036-001	i
Operating System Version	v2.20	i
Software Version	v5.01 Int 1356	i
Hardware Version	S1.I1.P1	i
Controller ID	CXCY-KKGD-F3GU-2BTX	i
CPU Usage	22 %	i
CPU Delay	86 ms	i
Time Since Restart	0.2 h	i
Current Time and Date	5/31/2018 1:31:29 PM	i

Active User Sessions

Name	User Role	Client	Address	Actions
admin	Administrator	Web	10.1.8.103	

Total Rows 12
Page 1/2

End of Method of Procedure

For assistance, contact Alpha Technical Support:

Toll Free North America: 1-888-462-7487

International: +1-604-436-5547

Monday - Friday, 7:00 AM - 5:00 PM PST for regular inquires

24/7 for emergency support

[Click here to report a problem](#)