



# Cordex Controller Bootloader Software Version X

Argus Technologies is pleased to announce the release of our newest Bootloader software for the Cordex (CXC) controller.

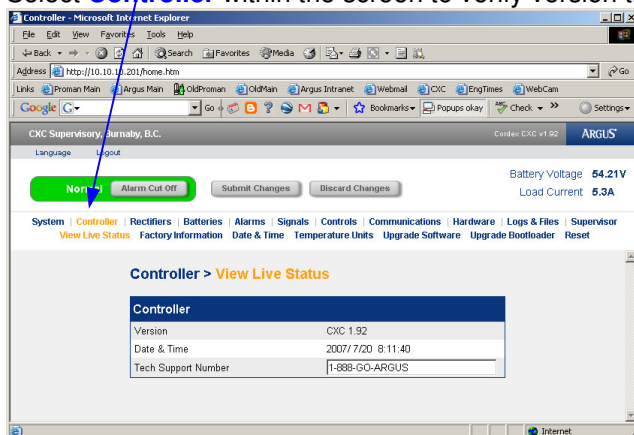
## Software

Download from <http://www.argus.ca/downloads/>

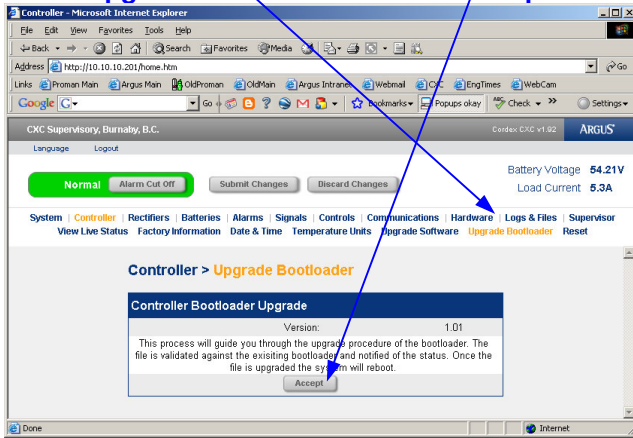
1. Download CXC\_Bootloader\_vX.bfl to your hard-drive.
2. If needed, copy the Software to a floppy or CD.

## Upgrade procedures using the Web Browser:

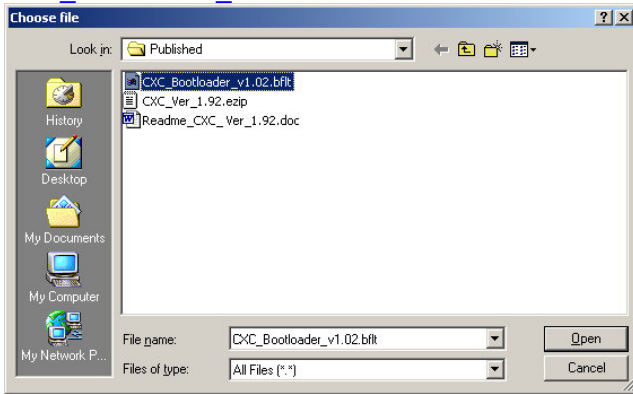
1. Connect you computer and CXC Controller by way of the Internet, Intranet, Ethernet direct connection (cross-over cable), Craft Port (null modem).  
**Caution: It is not recommended to attempt upgrading via a modem PPP connection due to the slow speed of modem connections.**
2. Select **Controller** within the screen to verify version that you have installed.



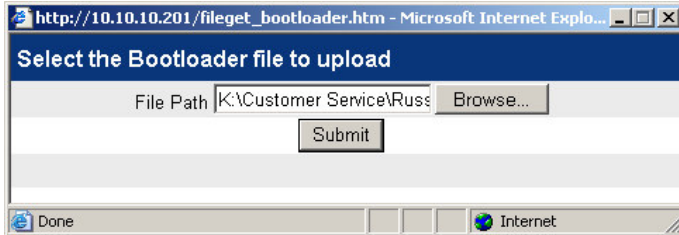
3. Select **Upgrade Bootloader** and then **Accept**.



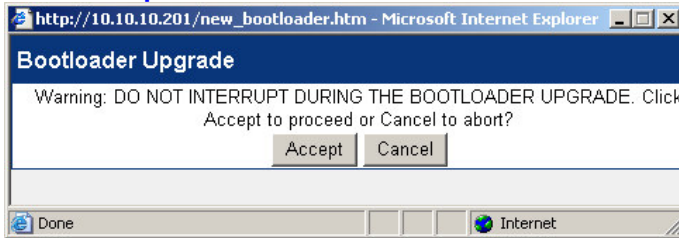
4. Find the location of the files copied either on your computer, CD or floppy and choose **CXC\_Bootloader\_vX.bfllt**



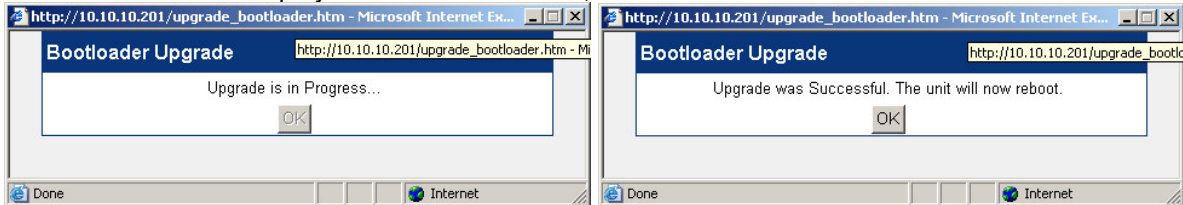
5. Press **Submit**



6. Press **Accept**



7. Two screens will be displayed one after the other, the CXC will then reboot



8. During the reboot you should close your browser, allow the CXC to reboot and then regain communications with it.

**You have now successfully upgraded the CXC controller and thank you for choosing Argus Technologies**